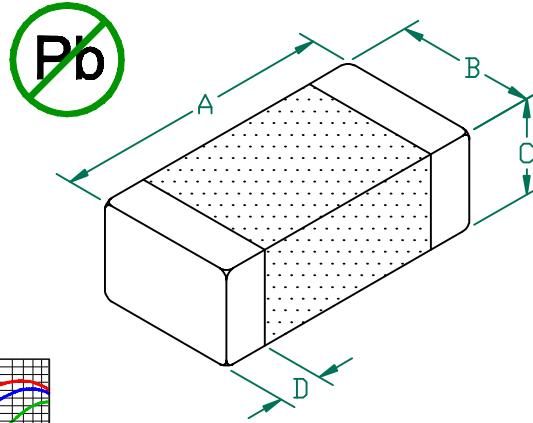


HI1206N101R-10

PHYSICAL DIMENSIONS:

A	3.20 [.126]	+ 0.20 [.008]
B	1.60 [.063]	+ 0.20 [.008]
C	1.10 [.043]	+ 0.20 [.008]
D	0.51 [.020]	+ 0.25 [.010]

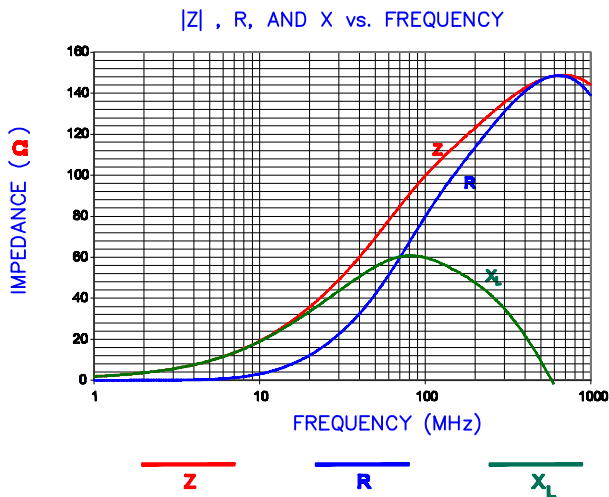
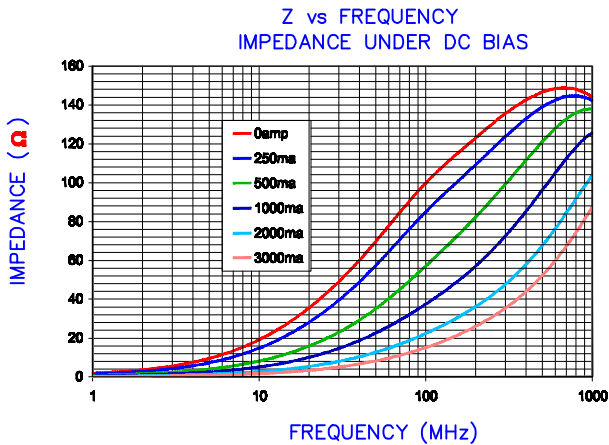


ELECTRICAL CHARACTERISTICS:			
Z @ 100MHz (Ω)	DCR (Ω)	Rated Current	
Nominal	100		
Minimum	75		
Maximum	125	0.035	3000 mA

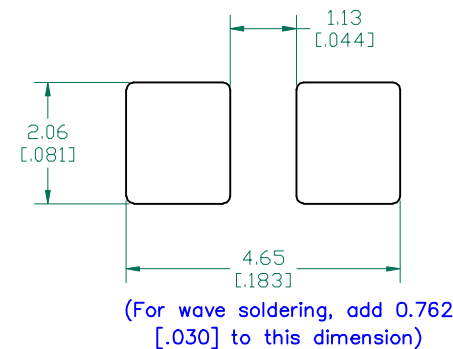
NOTES: UNLESS OTHERWISE SPECIFIED

1. TERMINATION FINISH IS 100% TIN.
2. TAPED AND REELED per CURRENT EIA SPECIFICATIONS 7" REELS, 3,000 PCS/REEL, EMBOSSED PLASTIC TAPE.
3. COMPONENTS SHOULD BE ADEQUATELY PREHEATED BEFORE SOLDERING.

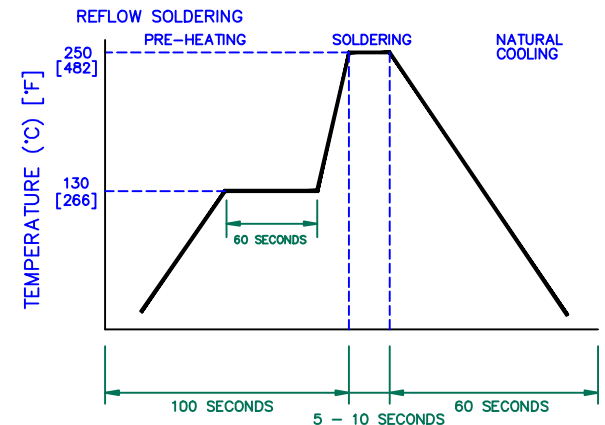
UNCONTROLLED DOCUMENT



LAND PATTERNS FOR REFLOW SOLDERING



RECOMMENDED SOLDERING CONDITIONS



DIMENSIONS ARE IN mm [INCHES].				THIS DOCUMENT CONTAINS INFORMATION WHICH IS PROPRIETARY AND CONFIDENTIAL TO STEWARD. NO PRODUCTION OR PUBLICATION OF THIS DOCUMENT IN WHOLE OR IN PART SHALL BE MADE WITHOUT WRITTEN AUTHORIZATION FROM STEWARD.			
				Steward			
				PROJECT/PART NUMBER: HI1206N101R-10		REV D	PART TYPE: CO-FIRE
D	ADD ROHS SYMBOL MODIFY NOTE 2	01/19/07	JRK	DATE:	01/12/01	SCALE:	NTS
C	ADD DC BIAS CURVE COR. LANDPATTERN	03/07/03	JRK	CAD #	HI1206N101R-10-D	TOOL #	-
B	REMOVE NOTE 3	09/14/01	JRK				
A	ORIGINAL DRAFT	01/12/01	BAC				
REV	DESCRIPTION	DATE	INT				